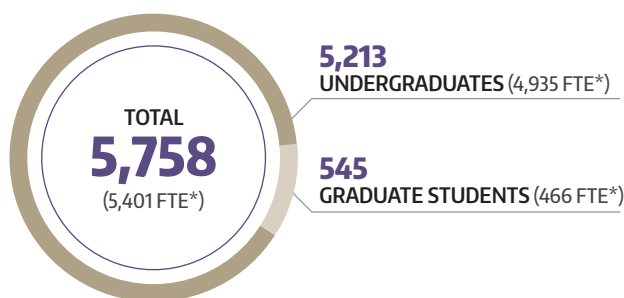
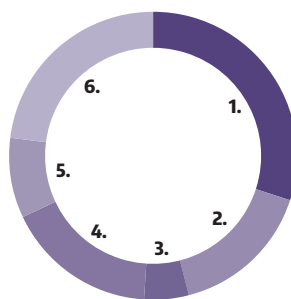


W UNIVERSITY OF WASHINGTON BOTHELL 2022-23 FAST FACTS

STUDENT ENROLLMENT



*FTE = Full Time Equivalent



- 32%** First Year & Pre-Major Programs
- 16%** School of Business
- 3%** School of Educational Studies
- 14%** School of Interdisciplinary Arts & Sciences
- 7%** School of Nursing & Health Studies
- 29%** School of Science, Technology, Engineering & Mathematics

ACCESS AND OPPORTUNITY




In autumn 2022, **42%** of incoming first-year students and **40%** of new incoming transfers would be first in their immediate families to earn a four-year degree.




29% of incoming first-year students and **29%** of new incoming transfers are eligible for federal Pell Grants.



More than 350 students at UW Bothell are eligible for veterans benefits.

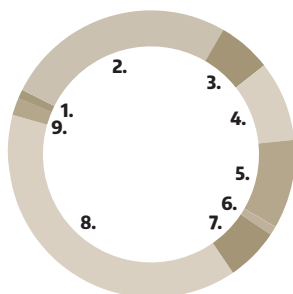


96% of incoming first-year students and 87% of new incoming transfers in autumn 2022 come from Washington state.



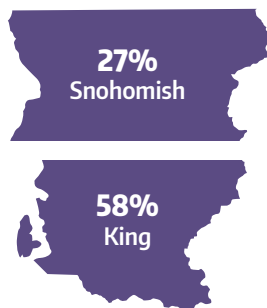
Among new incoming transfer students, 87% come from a Washington state community college.

STUDENT DIVERSITY



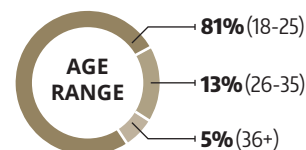
- <1%** American Native or Alaska Native
- 34%** Asian
- 10%** Black or African American
- 10%** Hispanic or Latino
- 6%** International (student visa)
- <1%** Native Hawaiian or Pacific Islander
- 6%** Two or more races
- 30%** White
- 3%** Not indicated

TOP COUNTIES OF RESIDENCE



TOP FIVE CITIES OF RESIDENCE

12% Seattle |||||
9% Bothell |||||
7% Bellevue |||||
7% Lynnwood |||||
6% Everett |||||




COMMUNITY ENGAGEMENT




Each year, UW Bothell students work with more than 400 community partners — businesses, nonprofit organizations and government agencies — on projects that drive their education and career preparedness, all the while supporting partner goals.

Source: UW Bothell Division of Advancement

AVERAGE CLASS SIZE




29 UNDERGRADUATE



20 GRADUATE

FACULTY & STAFF



FACULTY
357 HEADCOUNT

STAFF
365 HEADCOUNT

Source: Office of Organizational Excellence & Human Resources

ENVIRONMENTAL SUSTAINABILITY

UW Bothell receives 100 percent renewable energy from local projects in Washington state, including the Skookumchuck Wind Energy Project.

The campus houses one of the largest and most complex floodplain restorations in Washington State. The 58-acre wetland is a sustainable, functioning floodplain ecosystem within an urbanizing watershed.

The Sarah Simonds Green Conservatory is a greenhouse, classroom and support space for research and public outreach — and houses an herbarium that facilitates studies of conservation, biodiversity and climate change.

The UW Bothell campus is free of pesticides and synthetic fertilizers. It has also been designated Salmon-Safe, in part because of work managing to stormwater runoff and the campus wetland.

Source: Division of Planning & Administration



RETURN ON INVESTMENT

DEBT FREE

In 2021-22, **66%** of undergraduate students and **61%** of graduate students graduated debt-free.

Source: Office of Financial Aid & Scholarships

2ND HIGHEST

The wages of UW Bothell alumni with bachelor degrees are consistently the second highest in the state among all graduates with comparable degrees from public, four-year institutions.

Source: Educational Resource & Data Center (2021)

BEST VALUE

SmartAsset, a New York-based financial technology company, ranked **UW Bothell No. 2** on its list of Best Value Colleges in the state of Washington.

Source: SmartAsset (2021)

STATE IMPACT



9 out of 10 UW Bothell alumni live and work in the state of Washington, contributing to the dynamic economy and investing in their community.



\$341.8 million
total impact to the state of Washington

Source: University of Washington 2019 Economic Impact Report

➤ All data was provided by the UW Bothell Office of Institutional Research unless otherwise indicated. ➤
Percentages are rounded to nearest whole number.

GET CONNECTED

