

# Applying to Medical School

AMCAS® Application Cycle Numbers for 2021 Matriculated Applicants



American Medical College Application Service®

## AMCAS OPERATIONS

Staff spent **22,540 hours** verifying **35,372,376** application data points.

## DOCUMENTS PROCESSED

**153,473** transcripts  
**205,618** letters of evaluation

## AAMC SERVICES CONTACT CENTER

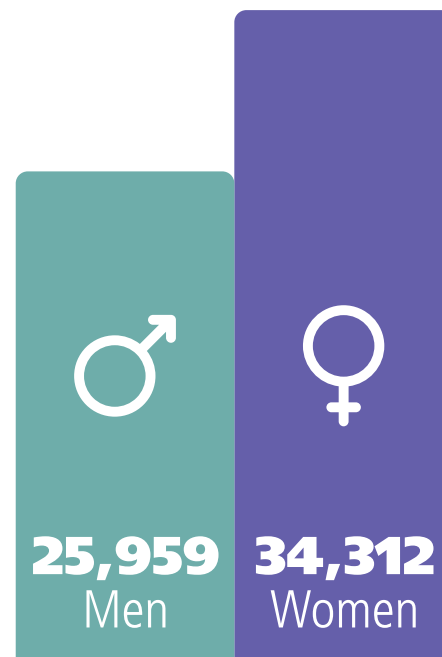
SCC staff answered:  
**17,557** emails  
**48,604** calls  
 That's **285,836** minutes on the phone.

## APPLICANTS AND ENROLLEES

**60,363** applicants  
**22,150** accepted  
**20,948** enrolled

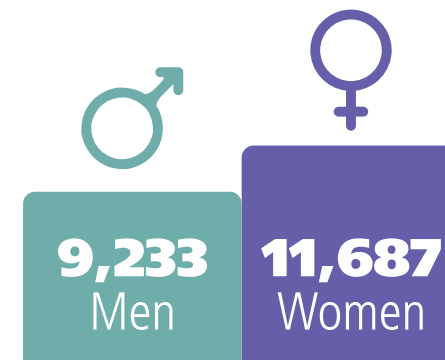
### APPLICANTS

Average GPA **3.43**



### ENROLLEES

Average GPA **3.74**



Youngest enrollee: **16**  
 Oldest enrollee: **55**

## WHO ENROLLED?

**2,541** AAMC Fee Assistance Program awardees



**64** Enrollees with DACA status


**3,766** Number who identified as disadvantaged

**5,157** Enrollees who received a Pell Grant before medical school

## SELF-IDENTIFICATION\*

White **42.3%**  
 Asian **22.7%**  
 Multiple Race/Ethnicity **11.4%**  
 Black or African American **9.4%**  
 Hispanic, Latino, or of Spanish Origin **6.9%**  
**3.5%** Unknown Race/Ethnicity  
**2.1%** Other Race/Ethnicity  
**0.2%** American Indian or Alaska Native  
**0.1%** Native Hawaiian or Other Pacific Islander  
**1.4%** Non-U.S. Citizen and Nonpermanent Resident

## MCAT® SCORES



**55** Average number of courses taken

**1,346.6** Average number of research lab hours

**423.6** Average community service hours

\*Based on AAMC applicant matriculant data file; includes data from AAMC-member medical schools that do not participate in AMCAS.